



TFMX-C1501/1201/901/601

SINGLE-HEAD TYPE

[www.tajima.com](http://www.tajima.com)




Multi-head Automatic Embroidery Machines

## Tajima's original high technology and advanced functions

- **Thread tension adjustment in response to high-speed**  
Stitching is even more accurate with the middle thread guide take-up spring <PAT>.
- **Rotary type thread breakage detection**  
Stable upper and lower thread breakage detection is available even at high speeds.
- **Take-up lever guard <PAT>**  
Stabilizes thread feed and prevents the threads from being tangled or cast off to provide safety for operators.
- **Rotary hook <PAT>**  
Rotary hooks, developed by Tajima, stabilize stitching even at high speeds.
- **Embroidery data management <PAT>**  
The details of embroidery data can be reviewed.  
(design name, stitch count, number of color changes etc.)
- **Clean-up function**  
A very helpful function to automatically remove small stitches to prevent thread breakage effectively.
- **User-friendly, Quieter operation**  
The latest noise reduction developments help create a quiet and pleasant working environment for operators.
- **Memory**  
The standard memory is 2,000,000 stitches and able to store a Max. of 200 designs.


- **Condition memory**  
Stitch conditions can be memorized together with embroidery data. The saved stitch conditions are applicable to job repeat or other machines.
- **Scale up/down, Rotate**  
You can scale your designs down to 50% or up to 200% in increments of 1%, and rotate in 1-degree increments.
- **Automatic repeat**  
A design can be automatically repeated up to 99 times both vertically and horizontally.
- **Trace function**  
Confirm whether or not a design will fit in a frame before embroidery.
- **Design editing**  
Modify, insert or delete your embroidery design data stitch by stitch.
- **Satin stitch reduction and expansion**  
Increase or decrease actual stitch length according to the stitch length in a design.
- **Frame back / forward**  
Frame back/forward is available in units of 1, 2 or 3 stitches, stop codes or designated stitch count.
- **Origin return**
- **Automatic offset / manual offset**
- **Automatic upper/under thread trimming device ATH**
- **Power failure control measures**

## Option



### Sequin Device IV

Sequins in diameter of 2 -22mm are applicable!  
Wide range of sequins from small to large sizes or in various shapes like noncircular or eccentric type are applicable for creation of your designs as needed, depending on your applications.



### Sequin Device III Twin Type <PAT>

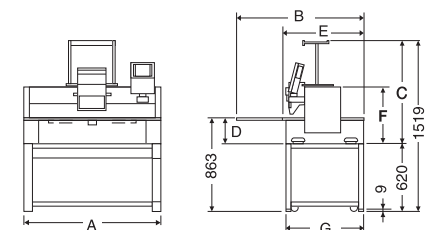
2 types of sequins with differing sizes, colors, and shapes can be mounted at both the right and left sides, respectively, thereby enabling up to 4 sequin types per head.

## TFMX-C series

Models	Needles				Emb. space per head (D×W)mm					A	B	C	D	E	F	G	
	6	9	12	15	Border frame	Wide Cap Frame	Semi Wide Cap Frame	Tubular Frame	Cylindrical Frame(Clamp / Clip)								
TFMX-C	○	○	○	○	450×520	75×360	83×180	439×419	170×60	100/75×140	1,270	1,185	900	243	755	523	720

## Specifications

Factory option	Jumbo Rotary Hook, Sequin Device IV, Sequin Device III Twin Type, Lochrose Embroidery Device, Air Type Clamp Frame, Air Type Pocket Frame, Auto Clamp Frame, Position Marker, LED Light
Option	High-Speed Cording Device, Boring Device II(not applicable with cap frames), Stand, Emb. Lamé Attachment, Wide Cap Frame, Pocket Frame, Cylindrical Frame, Border Frame, Under Thread Winder
Stitch length	Ternary scale : 0.1~12.1mm, Binary scale : 0.1~12.7mm
Speed	Max. 1,200rpm
Motor	AC Servo Motor×1, Pulse Motor×2
Electricity	Single-phase : 100~120V, 200~240V 50Hz/60Hz
Power consumption	260w



- \* We reserve the right to change the specification for improvements without previous notice.
- \* Embroidery space for tubular or cap or border frame means inner space within a frame. However, it varies, depending on the embroidered goods or applicable conditions.
- \* No design or registered trademark of the products contained in this catalogue may be used without the prior permission.
- \* Rotational speed may vary, depending on the applicable conditions, machine models or frame types.
- \* Windows®, Windows® CE is a trademark or a registered trademark of Microsoft Corporation, USA.

**Tajima Industries Ltd.**

No. 1800 Ushiyama-cho, Kasugai, Aichi-pref. 486-0901 JAPAN  
TEL +81-568-90-6512,6514,6518 FAX +81-568-90-6513,6515,6519

**TISM Co.,Ltd.**



# Professional embroidery is now easy for you...

Diversified applications are available to a wide range and variety of products, using a wealth of optional devices.

The best suited model for your shop business or small lot production.

## High-speed at 1,200 rpm!

High-speed sequin device is now available!


### Increased working efficiency

#### Easy frame exchange

Frame exchange is available by changing 2 (or 4) screws in several minutes. Quick exchange of frames for various products serves you in the shops or stands.


#### Sufficient working space

It is quite easy to mount/dismount large-sized products like heavy jacket to an embroidery machine. Enough space is provided around the frames not to damage embroidered products.




#### Tubular goods frame

Wide range of tubular frames are available to meet all your requirements for embroidery on T-shirts, sweat shirts or other items.



#### Wide cap frame <PAT> (Option)

Embroidery on the circumference of caps up to 360mm in length. 2 types adult or child-use are available for wide cap frames.




#### Auto clamp frame

Embroidery on wide range of materials from roll fabric to finished goods is available without frame exchange.



\*Mounted with options (Sequin Device and Stand)



#### Cylindrical frame <PAT> (Option)

A wide range of embroidery can be applied to cylinder-shaped products like socks, gloves, wristbands and golf head covers.



#### Border frame (Option)

Allows for full field flat embroidery.

SAMPLE

### Large embroidery space

Adoption of bridge-type machine structure has provided a deep embroidery space of 450mm! It is valuable particularly with tubular goods frames or border frame.




### Eye-friendly display, Easy operation

Increased processing speed  
Fast processing speed to switch display of design or screen improves operational convenience.

#### 6.5 inch Color LCD panel

Easy-to-view 6.5 inch color LCD panel and special use keys are located in a compact design to enable operation by instinct. The job currently being embroidered on the machine is displayed on the screen in real time <PAT>.



### Runs on Microsoft Windows®CE



Selectable data input/output  
Design data can be input and output using USB memory.

### Sleep mode

Pressing a single button sets the machine in the standby status to reduce power source consumption. When you apply sleep mode without turning off the main power supply for intermission, you can restart the embroidery machine quickly.

### Stable stitching

#### Closed-loop controlled frame driving system improves accuracy.

A sensor constantly detects travel amount of embroidery frame to stop the machine immediately when it is overloaded by chance and prevents loss of the products. The best-suited frame drive activates, depending on the currently applied frames, and you will find embroidery finish as you expected.

#### Introduction of main shaft driven by AC servo motor.

AC Servo motor has been adopted. Accurate main shaft driving ensures reliable stitching.

### Networking system, using DG/ML by Pulse (Option)

Superior control for increased productivity.

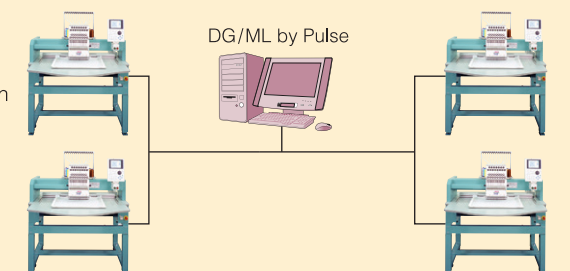
The embroidery machine network creates more efficient working environment.

#### Design transfer

You can select, import and memorize the designs, which are stored by DG/ML by Pulse in a personal computer, viewing the design list on LCD operation panel of an embroidery machine.

#### Production Control Report

Display a production report on the efficiency of your machines, such as total number of thread breakage etc., and then output the file. The file can be converted to statistical data, using commercially available software.



Example of connection