

DESIGN



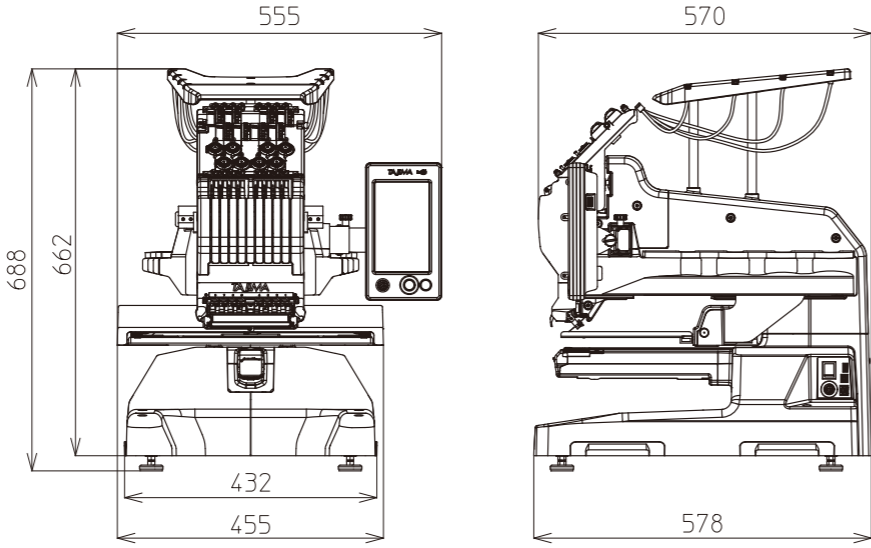
SAI's simple and compact body has been designed in a way to fit naturally into any space. It looks natural in various environments, be it your shop, office or home.



Toshiyuki Kita - industrial designer
Having been active since 1969 producing designs in both Italy and Japan, Kita has been the design force behind a huge number of popular pieces of furniture, home appliances, robots, and everyday domestic items produced by Italian, German, and Japanese manufacturers. Many of his works are featured in the permanent collections of such galleries as the Museum of Modern Art in New York. Winner of the 2011 ADI Compasso d'Oro International Award in Italy.

SPECIFICATIONS

Model number	MDP-S0801C (200x300)S
Head	1
Needles	8
Sewing speed	Max speed 800 stitches / min.
Voltage rating	AC100-120V, 200-240V (50/60Hz) <UL specification: only 120V>
Power consumption	100W
Automatic thread trimmer	Yes
Thread break sensor	Yes
File format	.dst, .tcf etc.
Main unit weight (net)	37kg (82lbs)
Main unit dimensions	W:555mm (21.9 inch) H:668mm (26.3 inch) D:578mm (22.8 inch)
Maximum embroidery area	D:200mm (7.8 inch) W:300mm (11.8 inch)
Operation panel	7-inch-wide TFT LCD
Supported languages	Japanese, English, Chinese, Spanish, Portuguese, Italian, French, German, Russian, Czech, Hungarian, Turkish, Thai (13 languages in total)



ACCESSORIES

Standard frames	Large tubular frame: 1, Small tubular frame: 1
Software	TAJIMA Writer PLUS

RECOMMENDED PC SPECIFICATIONS

MDP-S0801C 2020 model	Microsoft Windows 7 and later versions CPU: Dual Core 2GHz or above, equivalent to Intel Pentium 4 RAM: 4GB HDD: Free space of 1GB or more
--------------------------	---

OPTIONS



More about SAI



Latest news from TAJIMA



Tajima Industries Ltd.

NO.1800 Ushiyama-cho, Kasugai, Aichi-pref. 486-0901 JAPAN
TEL +81-568-90-6512, 6514, 6518
FAX +81-568-90-6513, 6515, 6519

*The official name of Windows® is "Microsoft® Windows® Operating System."
*Windows is a trademark or registered trademark of Microsoft Corporation in the United States, Japan, and/or other countries.
*Intel Pentium is a trademark of Intel Corporation in the United States and/or other countries.
*Product specifications are subject to change without notice.
*The actual embroidery area and embroidery speed may vary depending on the items being produced, the machine model, and the embroidering conditions.
*Caution: No registered trademark or product design contained in this catalog may be used without prior permission from the manufacturer.



8-Needle Compact Embroidery Machine



Fast and delicate.

A compact embroidery machine
that promises professional quality and finish.

MDP-S0801C 2020 MODEL

Embroidery digitizing software is included as a standard accessory

Totally Professional - High Quality Finish and Speedy Work



A globally recognized manufacturer of embroidery machines, Tajima presents its new model compact embroidery machine SAI.

SAI can fit into diverse work environments, with its compact body capable of installation in limited work areas and its simplified look.

This high-performance machine, backed with Tajima's expertise, accommodates a variety of professional needs.

It will assist you in various business scenes that involve creative services, like personalization and made-to-order embroidery.

TAJIMA
Writer
PLUS



Easy-to-use embroidery digitizing software included



Multiple embroidery patterns can be created



A variety of embroidery frames

*partially optional

HIGH QUALITY

World's highest quality embroidery




TMCR-VF (i-TM model)

In over 75 years of its history, Tajima has gained worldwide recognition from various famous brand names for its excellent manufacturing technology.

HIGH RELIABILITY

Exceptionally fast processing for quick turn around



- (1) Fast embroidery speed
- (2) Fast color change
- (3) Fast thread trimming

No matter the stitch width, SAI works at stable speeds as the motors maintain high rotational speed, contributing to improved work efficiency and catering to urgent demands.

Remarkable durability allowing long term operation



SAI is composed of industrial parts that increase its durability against prolonged continuous operation. Stable and high quality embroidery is possible with SAI even in a highly demanding business environment.


HIGH USABILITY

Easy operation using a touch screen



You can get the machine ready for embroidery by simply following instructions displayed on the touch screen.

Embroidery positioning marker



A red laser cross mark appears to show the needle location, allowing you to adjust embroidery placement according to fabric grains and sewn seams. The marker helps you easily locate the desired embroidery position.


Easy data transfer via a USB flash drive



Direct connection to a PC

Connecting SAI to your computer with a USB cable, allows you to send the embroidery data directly to the machine without a complicated setting procedure.

NEW



STANDARD

A must-have embroidery digitizing software for embroidery business is included

T A J I M A
Writer
PLUS

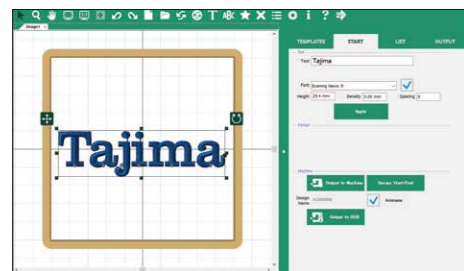
Create your own original embroidery data as easy as 1, 2, 3.
The Writer PLUS software makes embroidery more fun.

SAI's standard accessory kit includes the Writer PLUS software,
equipped with basic and useful functions you will need for embroidery digitizing.
With Writer PLUS, you can create your own original embroidery data,
even from hand-drawn artwork!
You will enjoy making one of a kind embroidery designs,
regardless of whether you are a beginner or a more advanced user.

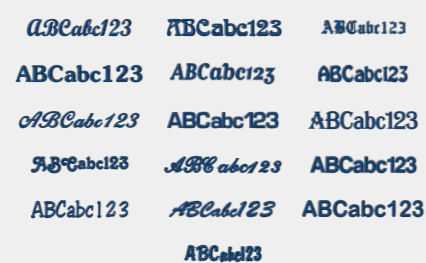


Numerous ways to create your own designs

A wide range of built-in fonts



Enter the letters, select the font, and have the embroidery data displayed on the screen. You can change lettering layouts easily, too. Personalization is as simple as that.



Writer PLUS stores 31 types of alphabet fonts. True Type Fonts installed in your computer can also be instantly converted into embroidery data.

Pre-installed design data

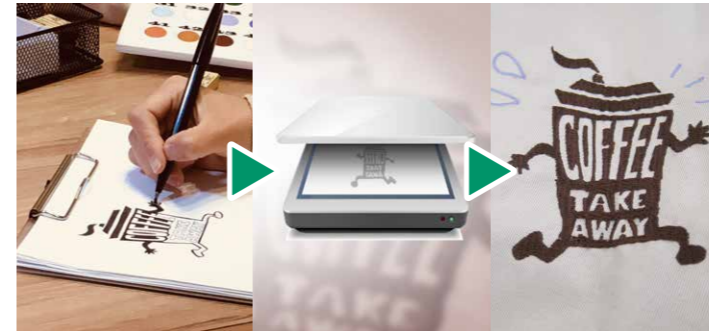


There are about 1,300 embroidery designs, which you can freely combine to create your original design.

Visualizing your ideas with various built-in functions

Auto Digitizing Function

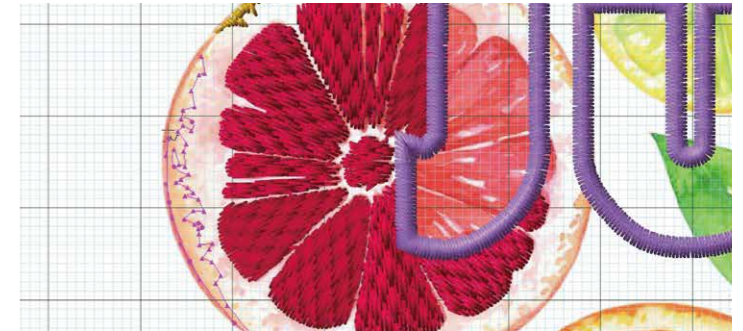
Converting images into embroidery data



Scanned designs and hand-drawn artwork can be automatically converted into embroidery data. Stitch types are also selectable.

Manual Digitizing Function

Making professional looking embroidery data



Simply make outlines to create professional embroidery data using a computer mouse. Writer PLUS supports different types of stitches such as satin, running and complex fill stitches.

Sketchbook Function

Hand-drawing with a touch pen



If your computer has a touch panel function, you can create embroidery data by directly drawing on the panel, just as much fun as drawing in a sketchbook.

Photo Stitch Function

Turning a photo into an embroidery design



Writer PLUS loads a photo automatically and converts it into embroidery data without degrading the photo quality.

SAI Users Site



Writer PLUS can be downloaded from the "SAI Users Site," an exclusive website for SAI owners. You will receive a user ID, password and other information necessary for downloading applications upon purchase of a SAI. The website also provides tutorials and manuals.

Streaming Now!



Explore our website for how-to videos on the Writer PLUS software. It will guide you on how to create embroidery data, how to use the machine, and much, much, more!



Embroidery Frames

STANDARD

Professional embroidery frames exclusively prepared for SAI


Large Tubular Frame

APPLICATION

For large embroidery area
e.g. Sweatshirts, T-Shirts, Jackets, Small-lot Emblems

EMBROIDERY AREA

D:200mm (7.8 inch) × W:300mm (11.8 inch)




Small Tubular Frame

APPLICATION

For finished goods
e.g. Bags, Musette Bags, Aprons

EMBROIDERY AREA

D:100mm (3.9 inch) × W:100mm (3.9 inch)



OPTIONS

For various business applications, from caps to socks

A variety of embroidery frames for SAI are now available to support different business applications. Find the one that best suits your business need. The easy-to-use universal hooping frame and cap frame have been especially well received among our users.


Universal Hooping Frame (M-Frame)

APPLICATION

e.g. Patches, Small Purses, Bags

EMBROIDERY AREA

D:40mm (1.5 inch) × W:50mm (1.9 inch)
D:40mm (1.5inch) × W:80mm (3.1 inch)
D:80mm (3.1 inch) × W:140mm (5.5 inch)




Frame Holder

100mm

50mm

Magnetic Clips



This frame is easy to use, leaves little indentation on the fabric, and caters to various applications.

POPULAR


Cap Frame

APPLICATION

e.g. Caps

EMBROIDERY AREA

D:75mm (2.9 inch) × W:300mm (11.8 inch)



*The cap frame comes with the base for cap drive ring.

POPULAR


Sock Frame

APPLICATION

e.g. Socks, Wristbands

EMBROIDERY AREA

D:50mm (1.9 inch) × W:30mm (1.1 inch)



*The sock frame set includes the base plate and two sock frames.


Shoe Frame

APPLICATION

e.g. Shoes

EMBROIDERY AREA

D:25mm (0.9 inch) × W:30mm (1.1 inch)
D:25mm (0.9inch) × W:50mm (1.9 inch)



The shoe frame set includes a pair of shoe frames.


Pocket Clamp Frame

APPLICATION

e.g. Sleeves, Pockets, Caps

EMBROIDERY AREA

D:45mm (1.7 inch) × W:80mm (3.1 inch)



*Must be used with the base for the cap drive ring.


Mighty Hoop, simple section hooping frame

APPLICATION

e.g. T-Shirts, Sweatshirts, Bags

EMBROIDERY AREA

D:115mm (4.5 inch) × W:115mm (4.5 inch)




Tubular Goods Frame

APPLICATION

e.g. T-Shirts, Sweatshirts

EMBROIDERY AREA

TFA-9:50mm (1.9 inch)
TFA-912:108mm (4.2 inch)
TFA-15:110mm (4.3 inch)
TFA-18:138mm (5.4 inch)




Gauge Set

APPLICATIONABLE FRAMES


Sock Frame, Tubular Goods Frame, Standard Tubular Goods Frame (100mm × 100mm / 4.0inch × 4.0inch)

Gauge Base


Base for setting the product in the frame



Sock Gauge




User Reviews




NADIA FLORES EN EL CORAZON


Harajuku, Tokyo / Apparel Store


Exploring the possibilities of embroidery with SAI



We purchased a SAI in the hope of expanding the production and sales of our original goods. What we found fascinating about SAI is its productivity. It embroiders fast even with longer stitches, and we liked the good work efficiency. After the purchase, we found that the laser cross marker is also quite useful for checking the precise start position. Camisoles and T-shirts embroidered with illustrations are popular among our customers, and now we are trying to embroider on unique materials like a vinyl sheets. We hope to use embroidery to its full potential to enhance the value of our products and increase our sales.









Street Caps México


Mexico / Sporting Goods Store


It is one of the best machines I've ever had.



Being the owner of 4 SAI machines and other Tajima embroidery machines like the TFMX, NEO and TMAR-KC, I have had the opportunity to try several Tajima machines, but nothing compared to the simplicity of the SAI machine. It is practical, economical, super powerful and all in a small package. It has great potential. As an operator and garment designer you will be able to realize and appreciate it. In a few words, it is one of the best machines I've ever had.









Calcadao dos Tecidos Ltda


Brazil / Variety Shop


Tajima SAI has provided a big growth in quality for our company.



We've been working with towels and fabrics' for personalization. The machine is very beautiful and it is a great asset to our company, the customers like to choose embroideries to improve their gifts. We would like to purchase more Tajima SAI machines in the future. Today, we have two sets and we love them.








Livy Créations

France / Variety Shop

We started embroidery with no experience. Gifts with embroidery are very popular now.



I was looking for a machine to start an embroidery service for baby gifts, handkerchiefs, and towels. This small machine "TAJIMA-SAI" fits into my limited space perfectly. I always use "Writer PLUS" to make data. It sends designs from my computer to the machine directly and easily. Having good support from my Tajima distributor, I'm very satisfied that I could start embroidering with no experience. As my business is growing further with embroidery, I am looking forward to having my new branch store soon.

