

## OPTION(S)

### Sequin Device IV

A device for sewing a variety of sequins from 2mm to 22mm diameter, various shapes and eccentrics.




### Multi cording device 2 (TMBR2-SC only)

This device enables sewing of up to 6 colors of cord material on a standard embroidery machine.



### Seed Bead Device

Seed beads can be automatically selected between two colors with this device. Beads are enclosed in a special ribbon for easy replacement.



## FRAME(S)



▲Tubular Frame 2  
(360mm x 500mm)



▲Cap Frame 2  
(75mm x 360mm)



▲Border Frame  
(360mm x 500mm)



▲Sock Frame  
(50mm x 30mm)



▲Air type Clamp Frame 2  
(80mm x 120mm  
110mm x 140mm  
140mm x 200mm)



▲Air type Pocket Frame 2  
(90mm x 30-258mm)



▲Pocket Frame  
(45mm x 80mm  
80mm x 55mm)



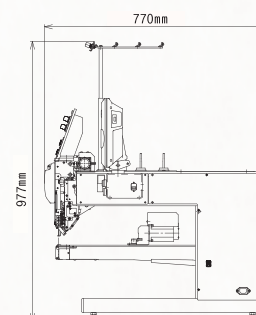
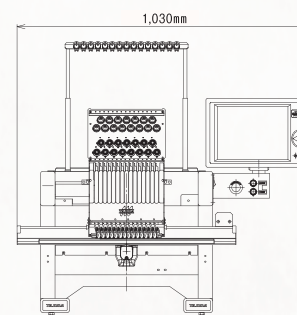
▲X-extension Unit  
(360mm x 1200mm)



▲M Frame 3  
(set of 6 sizes)

## SPECIFICATIONS

	TMBR2-SC	TMBP2-SC
Needles	6,12,15,18	6,12,15
FACTORY OPTION(S)	Beam sensor, Position marker, LED lights, Signal tower, Laser cross marker, Sequin IV, Seed bead device, Air type clamp Frame 2/Air type pocket Frame 2, Multi cording device 2 (TMBR2-SC only).	
Options	Tubular Frame, Border Frame, Cap Frame 2, X-Extension Frame, Pocket Frame, Sock Frame, M-Frame, TFA Frame, Lame embroidery attachment, Snarl prevention attachment, Leg stand, Leg tray.	
Speed	Max. 1,200rpm	
Electricity	Single phase 100V,200V,50Hz/60Hz	
Power consumption	180VA/160W	210VA/190W
Weight	95kg	



### Product Site

TMBR2-SC Site  
<https://www.tajima.com/product/br/>  
TMBP2-S product Site  
<https://www.tajima.com/product/bp/>

### Latest news From TAJIMA

 TAJIMA Official Website  
<https://www.tajima.com/>



 TAJIMA Official Facebook Page  
<https://www.facebook.com/TajimaGroup/>



### Seller



### Tajima Industries Ltd.

1800 Ushiyama-cyo, Kasugai-shi, Aichi, Japan 486-0901  
TEL +81-568-90-6512,6514,6518 / FAX +81-568-90-6513,6515,6519

Specifications are subject to change without notice.  
\*The practical embroidery space and the rotational speed vary depending on embroidery product, machine model, and operating conditions.  
\*No registered trademark or product design contained in this catalog may be used without prior permission.

### Manufacturer


**TISM Co.,Ltd.**

Purchase or product inquiries

2211A\_01

## Electronic Single-Head Automatic Embroidery Machine

# TMBR2-SC SERIES TMBP2-SC SERIES



**Fashioning your Future** Tajima always leads, never follows



Equipped with an automatic presser foot; also known as "DCP", which can be easily used for both thick and thin fabrics

# TMBR2-SC SERIES



Our best-selling model with enhanced basic performance

## TMBP2-SC SERIES


Accurate and beautiful embroidery with a wide variety of frame types to meet diverse market needs.



Incredibly lovely embroidery on a patent leather bag !



Precision embroidery on socks and wristbands!




Beautiful 3D embroidery on caps!

## NEW Equipped with the industry's largest touch screen!

The large-scale 12.1-inch operation panel is equipped with various convenient icons and multilingual displays. A touch panel allows more intuitive operation.

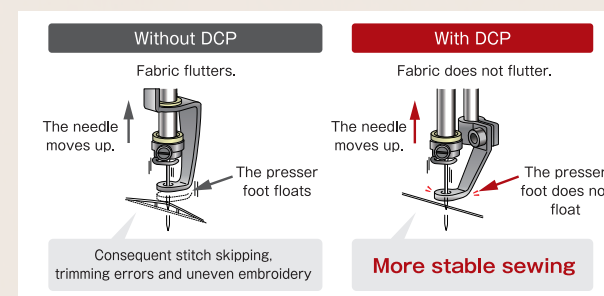
Greatly increased memory capacity!

Maximum design storage  
200 designs → 650 designs  
Maximum stitch count  
2 million → 40 million



### DCP Equipped with an automatic presser foot, "DCP"

A digitally controlled presser foot that responds to changes of fabric thickness stitch by stitch. Accurate and beautiful embroidery from thin to 3D embroidery with no settings required. The Machine reduces a fluttering of the fabric at the start sewing and during thread trimming, minimizing problems such as skip stitch and thread trimming failure.



\*DCP is only equipped on the TMBR2-SC.

### Thread trimming device and cylinder structure

The system was revised and the amount of thread tail remaining on the back of the fabric after thread trimming has been reduced by approximately 40%. The picker free mechanism simplifies bobbin replacement. In addition, the rotary hook cover has been improved to eliminate the clearance for the picker, minimizing the risk of snagging.



During bobbin replacement  
(Rotary hook cover open)



During operation  
(Rotary hook cover closed)

### A Slim Cubical Frame Design

The frame drive unit is located above. The suspended type allows more space for products and enables embroidery on large, three-dimensional finished products.



### Enhanced cap frame structure

A strong support shaft is installed in the center of the cap frame to eliminate vibration of the drive unit, achieving stable sewing and improved sewing speed.



### Design Position Adjustment Function

By setting any two points, even if fabric patterns are slanted when framing, you can be correct that on the operation panel.

